

Scaled data based on original data using
LM-79-08 Approved Method: Electrical and Photometric Measurements of Solid-
State Lighting Products

Test Report Prepared for
Cooper Lighting Solutions
(formerly Eaton)

Brand: McGRAW-EDISON

Report Number: P528117

Luminaire Tested: **GALN-SA3B-722-U-5MQ-GRSBK**

Issue Date: 5/27/2021

Test Information

Test Method: LM-79-08
Report Number: P528117
TEST IS SCALED FROM IESNA LM-79-08 TEST DATA (G3-2011-057-3)
Test Lab: INNOVATION CENTER
Issue Date: 5/27/2021
Manufacturer: COOPER LIGHTING SOLUTIONS (FORMERLY EATON)
Product Line: McGRAW-EDISON
Catalog Number: GALN-SA3B-722-U-5MQ-GRSBK
Description: GALLEON AREA AND ROADWAY LUMINAIRE
(3) 70 CRI, 2200K, 800mA LIGHTSQUARES WITH 16 LEDS EACH AND TYPE V MEDIUM OPTICS WITH BLACK GLARE REDUCTION SHIELD
Light Source: -
Ballast/Driver: ELECTRONIC DRIVER

Summary

Lumens per Lamp: N/A
Luminaire Lumens: 7494 lumens
Efficiency: N/A
Efficacy: 61.9 lumens/watt
Luminous Opening: Rectangular (W 1' x L: 1' x H: 0')
IES Classification: Type V - Short
BUG Rating: B3 - U0 - G0

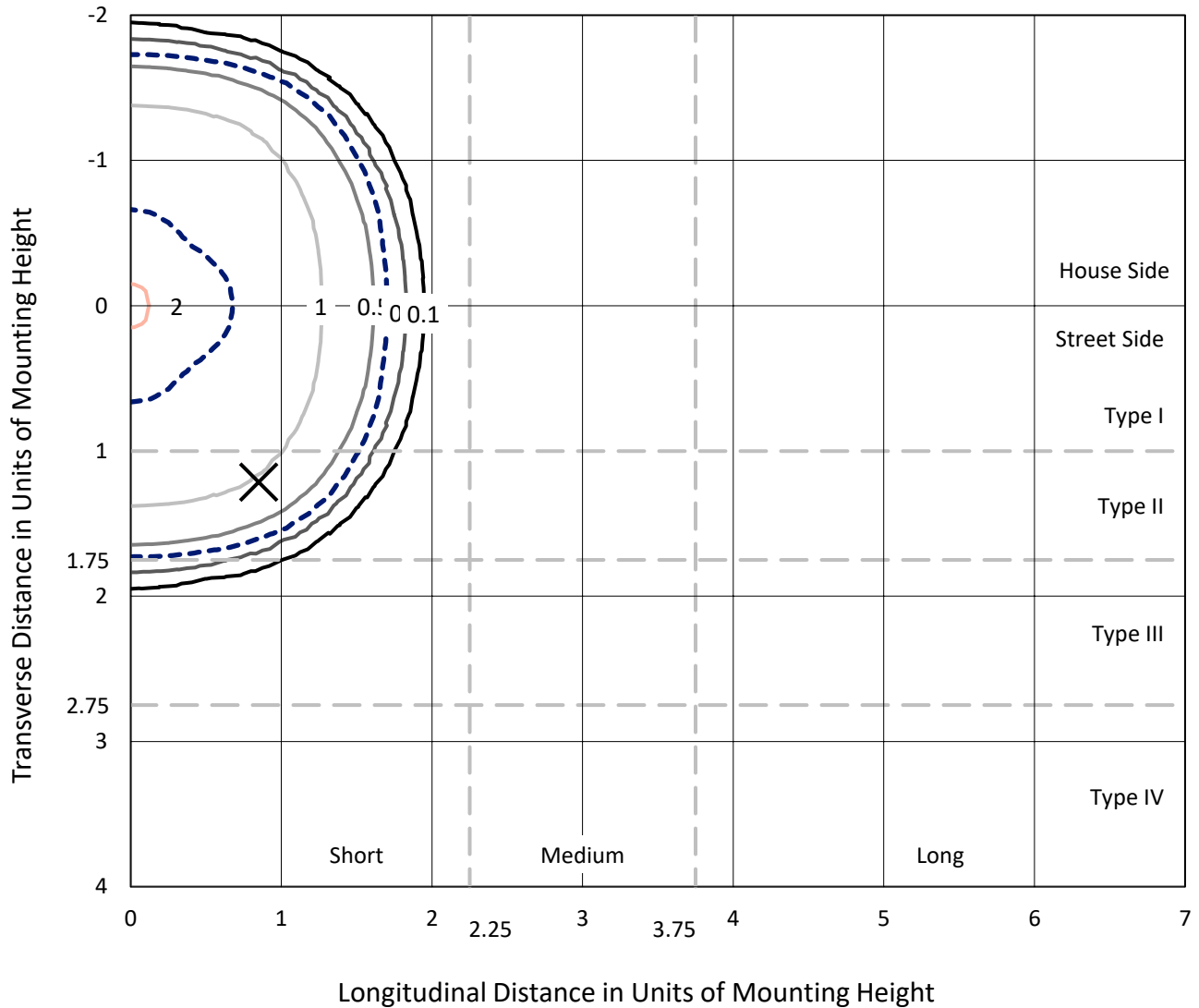
Input Watts (W): 121
Input Voltage (V): NR
Input Current (Ain): NR
Voltage Rise (V): NR
Power Factor: NR
Total Harmonic Distortion (THDi): NR
Frequency (hertz): 60
Stabilization Time: NR
Operation Time: NR
Ambient Temperature (°C): NR
Test Distance: 24 FT



REPORT NUMBER: P528117
 CATALOG NUMBER: GALN-SA3B-722-U-5MQ-GRSBK

Iso-Footcandle Lines of Horizontal Illumination

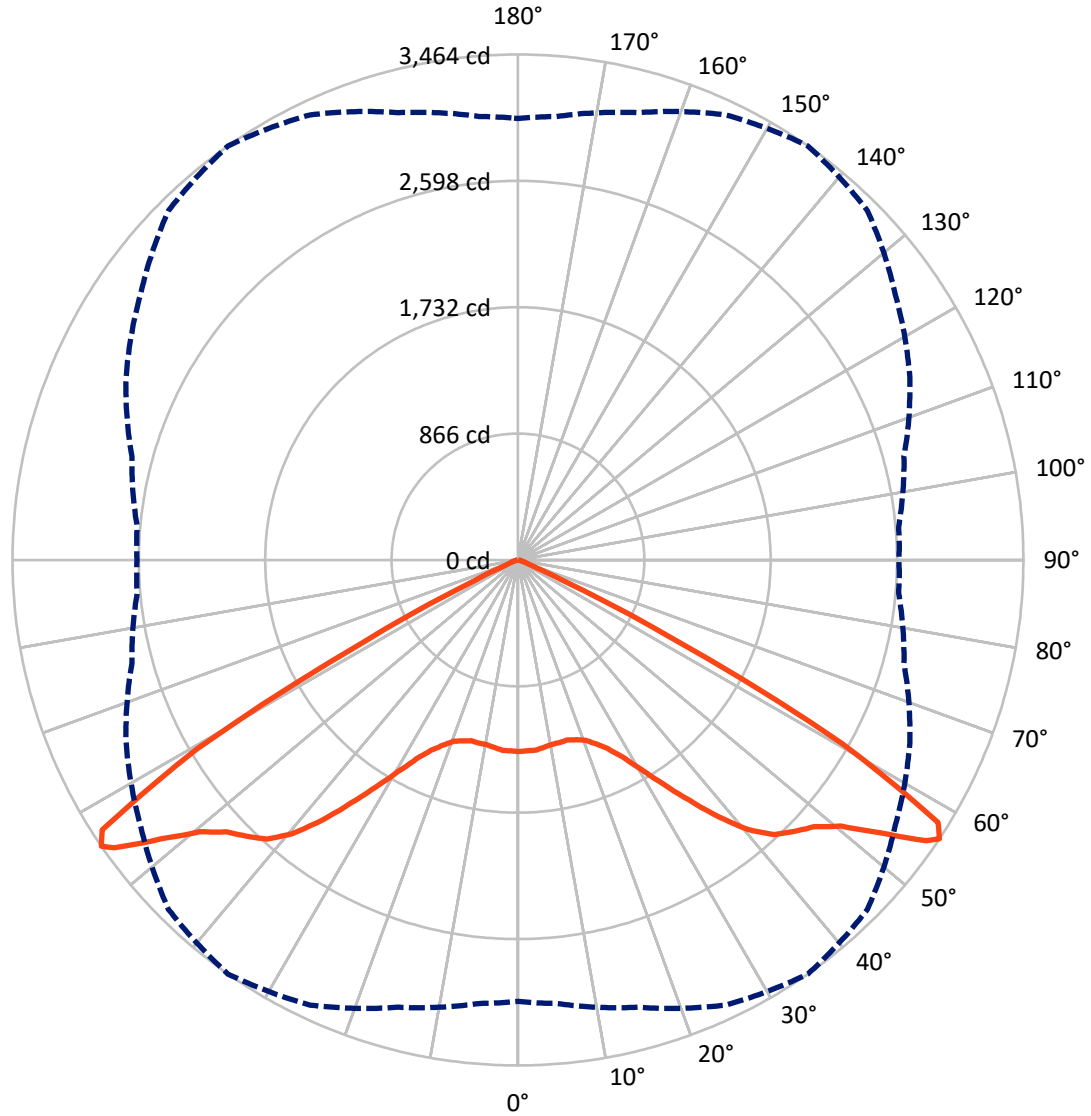
✕ Max cd
 - - - 1/2 Max cd



Based on 25 foot mounting height. Maximum calculated value = 2.1 fc
 Type V - Short - N/A

REPORT NUMBER: P528117
CATALOG NUMBER: GALN-SA3B-722-U-5MQ-GRSBK

Luminous Intensity Polar Plot



— Vertical Plane Through 35-Deg Lateral - - - Horizontal Cone Through 56-Deg Vertical

REPORT NUMBER: P528117
 CATALOG NUMBER: GALN-SA3B-722-U-5MQ-GRSBK

FLUX DISTRIBUTION:

		Downward	Upward	Total
House Side	Lumens	3747.0	0.0	3747.0
	% Fixture	50.0	0.0	50.0
Street Side	Lumens	3747.0	0.0	3747.0
	% Fixture	50.0	0.0	50.0
Total	Lumens	7494.0	0.0	7494.0
	% Fixture	100.0	0.0	100.0

ZONAL LUMENS:

Zone	Lumens	% Fixture
0°-10°	123.4	1.6
10°-20°	360.3	4.8
20°-30°	652.5	8.7
30°-40°	1209.9	16.1
40°-50°	1986.0	26.5
50°-60°	2558.5	34.1
60°-70°	563.9	7.5
70°-80°	32.7	0.4
80°-90°	6.9	0.1
90°-100°	0.0	0.0
100°-110°	0.0	0.0
110°-120°	0.0	0.0
120°-130°	0.0	0.0
130°-140°	0.0	0.0
140°-150°	0.0	0.0
150°-160°	0.0	0.0
160°-170°	0.0	0.0
170°-180°	0.0	0.0
0°-90°	7494.0	100.0
0°-180°	7494.0	100.0

Coefficient of Utilization



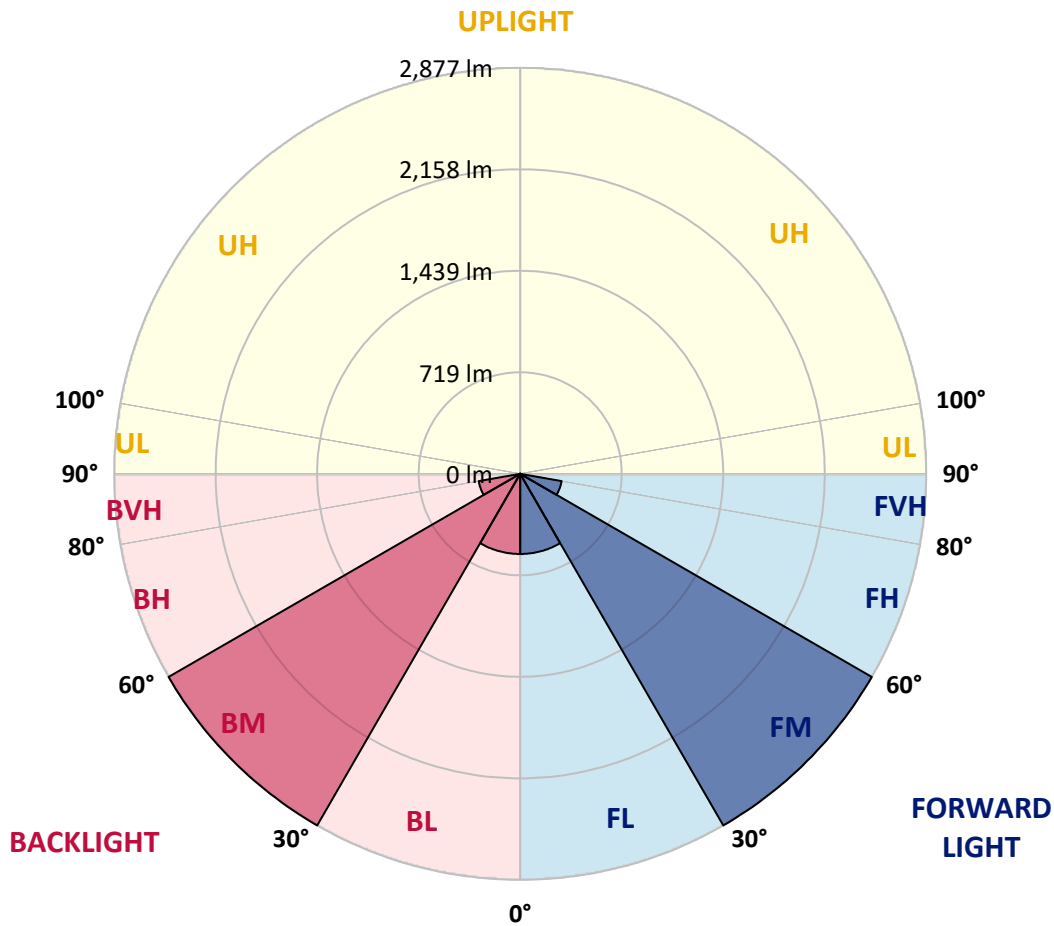
REPORT NUMBER: P528117
 CATALOG NUMBER: GALN-SA3B-722-U-5MQ-GRSBK

LUMINAIRE CLASSIFICATION SYSTEM LUMEN TABLE AND BUG RATING:

Zone	Lumens	% Fixture	Zone Rating/Lumen Limit		
			B	U	G
FL (0°-30°)	568.1	7.6			
FM (30°-60°)	2877.2	38.4			
FH (60°-80°)	298.3	4.0			G0/660
FVH (80°-90°)	3.4	0.0			G0/10
BL (0°-30°)	568.1	7.6	B2/1000		
BM (30°-60°)	2877.2	38.4	B3/5000		
BH (60°-80°)	298.3	4.0	B1/500		G0/660
BVH (80°-90°)	3.4	0.0			G0/10
UL (90°-100°)	0.0	0.0		U0/0	
UH (100°-180°)	0.0	0.0		U0/0	

BUG Rating: B3-U0-G0

Type V Short





REPORT NUMBER: P528117

CATALOG NUMBER: GALN-SA3B-722-U-5MQ-GRSBK

CANDELA DISTRIBUTION (FULL):

	0°	5°	15°	25°	35°	45°	55°	65°	75°	85°	90°
0°	1313.1	1313.1	1313.1	1313.1	1313.1	1313.1	1313.1	1313.1	1313.1	1313.1	1313.1
2.5°	1315.8	1315.8	1317.2	1318.5	1309.0	1305.0	1306.3	1303.6	1302.2	1306.3	1306.3
5°	1311.8	1311.8	1307.7	1309.0	1309.0	1296.8	1296.8	1299.5	1299.5	1291.4	1288.7
7.5°	1300.9	1298.2	1292.7	1299.5	1295.5	1295.5	1286.0	1279.2	1276.4	1281.9	1276.4
10°	1277.8	1279.2	1284.6	1287.3	1284.6	1292.7	1276.4	1266.9	1257.4	1253.4	1253.4
12.5°	1266.9	1275.1	1266.9	1273.7	1283.2	1276.4	1266.9	1260.2	1246.6	1241.1	1241.1
15°	1265.6	1271.0	1273.7	1283.2	1279.2	1281.9	1262.9	1254.7	1234.4	1224.8	1220.8
17.5°	1264.2	1271.0	1275.1	1292.7	1295.5	1296.8	1281.9	1257.4	1239.8	1230.3	1220.8
20°	1279.2	1281.9	1290.0	1307.7	1318.5	1337.6	1310.4	1284.6	1246.6	1235.7	1231.6
22.5°	1298.2	1311.8	1319.9	1338.9	1367.4	1383.7	1348.4	1315.8	1276.4	1262.9	1246.6
25°	1359.3	1356.6	1370.1	1409.5	1432.6	1444.8	1416.3	1368.8	1317.2	1300.9	1303.6
27.5°	1435.3	1438.0	1450.3	1493.7	1527.7	1546.7	1512.7	1450.3	1400.0	1372.9	1370.1
30°	1534.5	1531.7	1545.3	1603.7	1664.8	1693.3	1633.6	1560.3	1511.4	1476.1	1484.2
32.5°	1639.0	1640.4	1678.4	1731.3	1830.5	1886.2	1789.7	1700.1	1626.8	1602.3	1590.1
35°	1793.8	1800.6	1830.5	1912.0	2021.9	2093.9	1988.0	1880.7	1796.5	1751.7	1757.2
37.5°	1985.3	1978.5	2028.7	2117.0	2232.4	2285.4	2195.8	2073.5	1988.0	1958.1	1977.1
40°	2189.0	2195.8	2221.6	2301.7	2430.7	2466.0	2332.9	2266.4	2191.7	2176.7	2199.8
42.5°	2392.7	2388.6	2407.6	2479.6	2573.3	2548.8	2470.1	2430.7	2377.7	2347.8	2379.1
45°	2542.0	2535.2	2570.5	2619.4	2653.4	2607.2	2571.9	2558.3	2531.2	2498.6	2527.1
47.5°	2687.3	2681.9	2715.8	2729.4	2732.1	2671.0	2677.8	2702.3	2634.4	2566.5	2599.1
50°	2810.9	2801.4	2843.5	2873.4	2866.6	2768.8	2793.2	2768.8	2662.9	2582.8	2570.5
52.5°	3017.3	3021.4	3066.2	3120.5	3104.2	3022.7	2987.4	2876.1	2740.3	2668.3	2626.2
55°	3147.7	3127.3	3204.7	3377.2	3396.2	3312.0	3155.8	2991.5	2787.8	2699.5	2688.7
56°	3025.4	3051.2	3173.5	3366.3	3464.1	3386.7	3159.9	2963.0	2738.9	2619.4	2611.3
57.5°	2714.5	2700.9	2866.6	3130.0	3396.2	3363.6	3048.5	2759.3	2498.6	2364.1	2347.8
60°	1689.3	1728.6	1873.9	2199.8	2555.6	2571.9	2259.6	2011.1	1706.9	1587.4	1615.9
62.5°	661.3	627.4	718.3	961.4	1205.8	1260.2	1142.0	949.2	779.4	661.3	653.2
65°	153.4	149.4	168.4	232.2	324.5	376.1	357.1	256.6	188.8	179.2	165.7
67.5°	86.9	86.9	82.8	82.8	91.0	96.4	92.3	91.0	95.1	99.1	97.8
70°	61.1	59.7	57.0	58.4	55.7	55.7	59.7	66.5	72.0	72.0	73.3
72.5°	36.7	36.7	36.7	40.7	40.7	40.7	44.8	50.2	51.6	50.2	48.9
75°	16.3	16.3	19.0	23.1	25.8	27.2	31.2	33.9	36.7	33.9	31.2
77.5°	4.1	4.1	6.8	9.5	12.2	14.9	20.4	24.4	25.8	24.4	20.4
80°	1.4	1.4	2.7	6.8	12.2	14.9	20.4	21.7	23.1	20.4	16.3
82.5°	1.4	1.4	2.7	6.8	9.5	12.2	16.3	19.0	20.4	17.7	16.3
85°	0.0	1.4	2.7	5.4	8.1	10.9	10.9	8.1	6.8	4.1	5.4
87.5°	0.0	0.0	1.4	1.4	0.0	0.0	0.0	0.0	0.0	0.0	0.0
90°	0.0	0.0	0.0	0.0	0.0	0.0	0.0	0.0	0.0	0.0	0.0

(END OF REPORT)